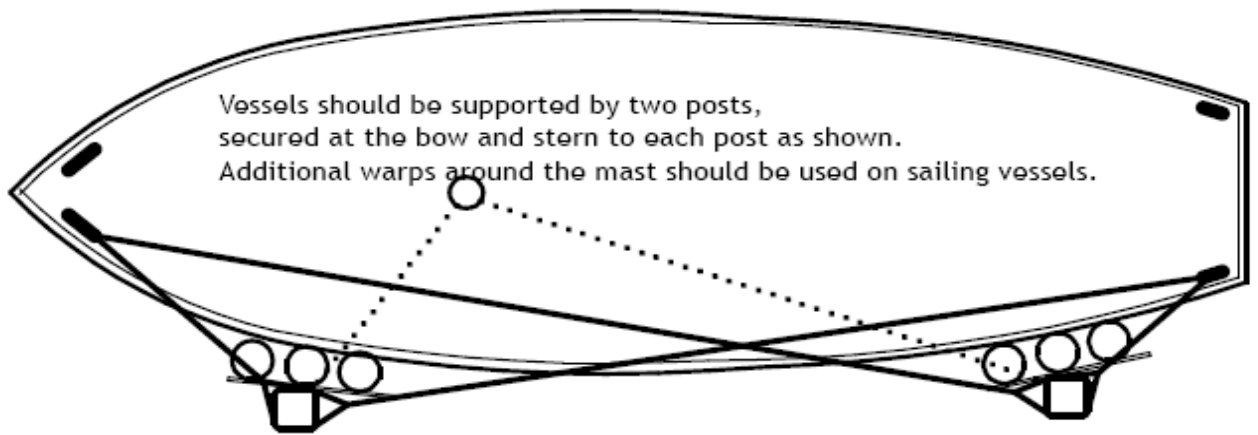


## **Maintenance Posts**

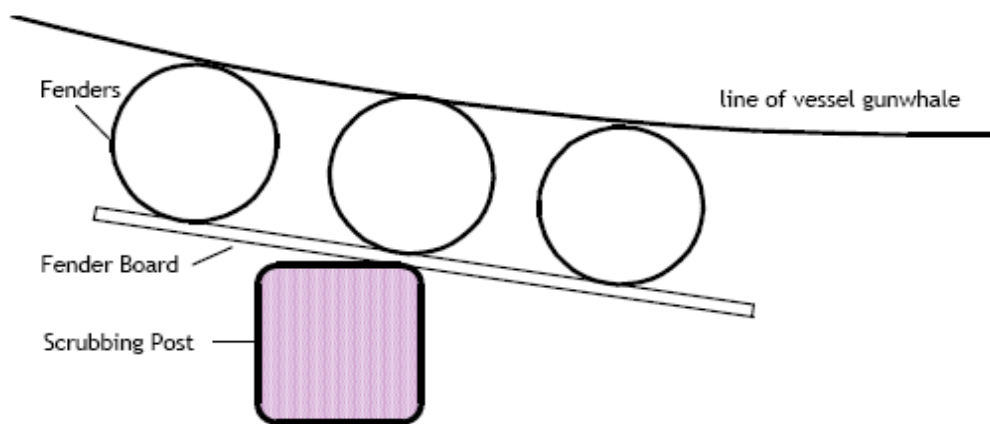
### **Code of Practice**

The following guidelines have been produced to reduce the risk of damage or injury to people and vessels using the maintenance posts, other users of the Hard and Maintenance Posts, their property and the general public.

- All users of the posts do so at their own risk and must indemnify BHC against any claims arising from the use.
- All users and their vessels must be insured against third party and public liability risks arising from the use of the posts. Proof of this may be requested by harbour staff and if not available, the use of the posts will not be permitted.
- Nothing in these guidelines shall absolve users of their responsibility for the safe use of the maintenance posts.
- When the maintenance posts are used for non-emergency purposes they must be booked in advance with BHC via the Harbour Office using the above contact details. In an emergency they may be used as necessary but every effort should be made to contact BHC with details prior to using them.
- When making a booking the tidal data for the maintenance posts and the height of tide on the requested day must be checked against the draft of the vessel. From this check the window of opportunity for berthing must be identified.
- Vessels should only lie on the side (east or west) booked. On occasions when there are two or more boats booked onto the posts at the same time, consideration must be given to the activity being undertaken to ensure safety of all persons involved and no mutual interference.
- A minimum of two people should be in attendance when berthing and securing to the posts. The vessel must be manned whilst the vessel settles on the ground. For first time users or those requiring assistance harbour staff may be available.
- Ropes used for securing the vessel should be fit for purpose regarding strength and condition. Two posts should be used and the vessel secured as shown in the diagram attached and shall remain secured until departure. The ropes should be tight but still capable of sliding up and down the posts. Over-tightened ropes could lead to vessel damage and post failure.
- Fender boards to reduce the risk of damage when coming alongside the posts are available for loan from BHC. They may be booked at the same time as the posts.

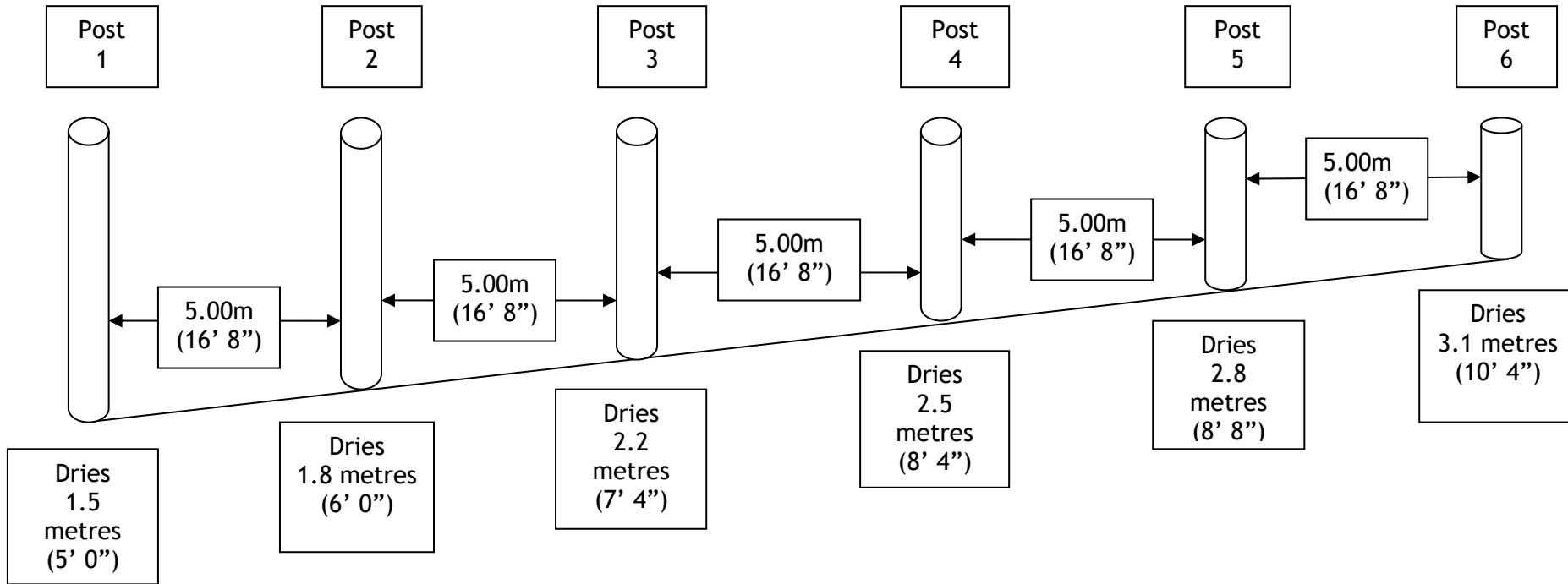


**Diagram 1. General Layout**



**Diagram 2. Detail at each Post**

# NEW MAINTENANCE POSTS DATA



To find the depth on the Scrubbing Posts for a given tide subtract the drying heights shown above from the predicted height of tide. N.B. Tidal surges due to meteorological conditions can significantly alter the height of tide.

To find the depth on the Scrubbing Posts at a given time, subtract the drying heights shown above from the height of tide shown on the tide gauge on the eastern end of the Hammerhead of the Town Jetty.

Example:- If the tidal height on the tide gauge at the eastern end of the Hammerhead on the Town Jetty (or the predicted height of HW) is 4.6 metres, there will be:-

$4.6\text{m} - 1.5\text{m} = 3.1\text{ metres on the lowest post (Post 1)}$   
 $4.6\text{m} - 1.8\text{m} = 2.8\text{ metres on the next post (Post 2)}$   
 $4.6\text{m} - 2.2\text{m} = 2.4\text{ metres on the next post (Post 3)}$   
 $4.6\text{m} - 2.5\text{m} = 2.1\text{ metres on the next post (Post 4)}$   
 $4.6\text{m} - 2.8\text{m} = 1.8\text{ metres on the next post (Post 5)}$   
 $4.6\text{m} - 3.1\text{m} = 1.5\text{ metres on the top post (Post 6)}$